2020

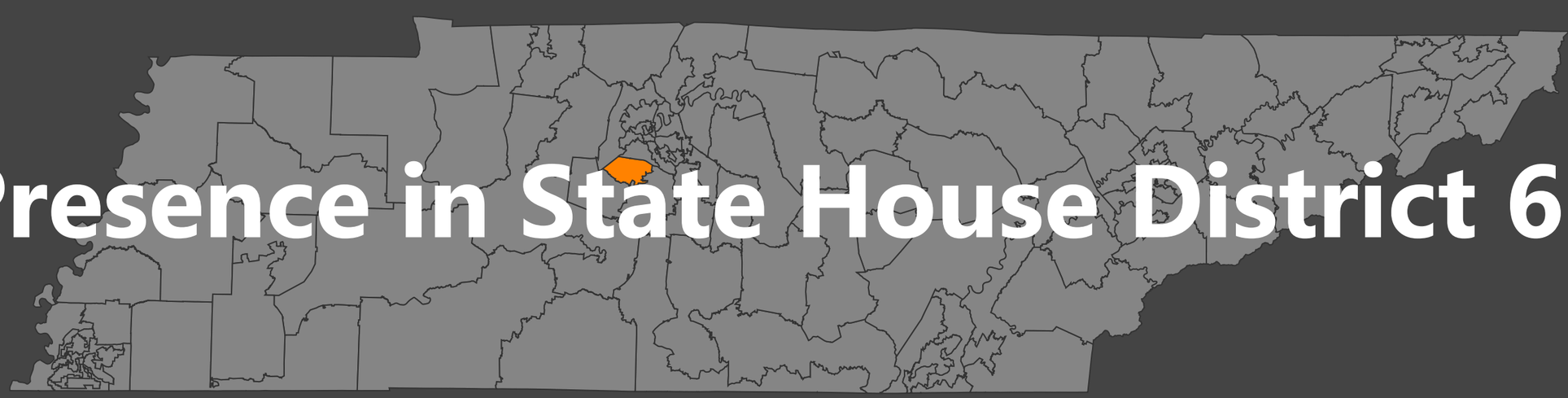

Presence in State House District 61

Students, Alumni, and Employees affiliated with UT in your District

6,205

Students

1,232
Total

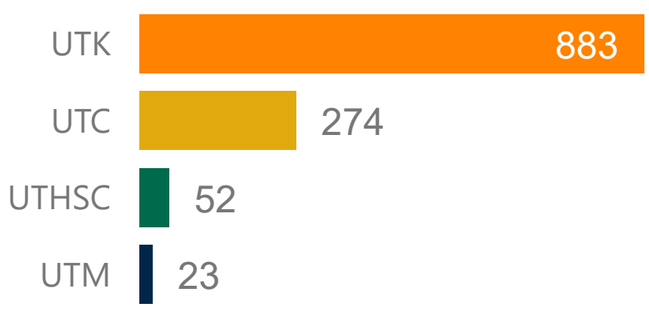

33
Two-Year Transfers

1
Veterans

Alumni

5,013
Total

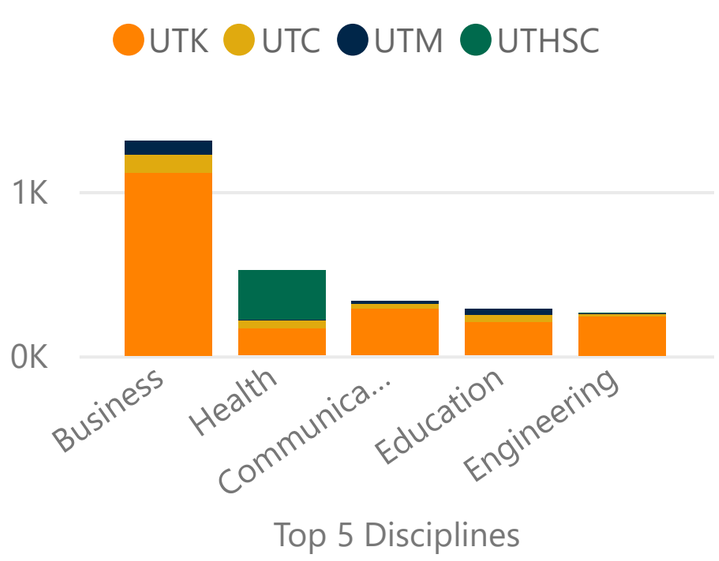

Living in your district as of July 1, 2020

Employees

26

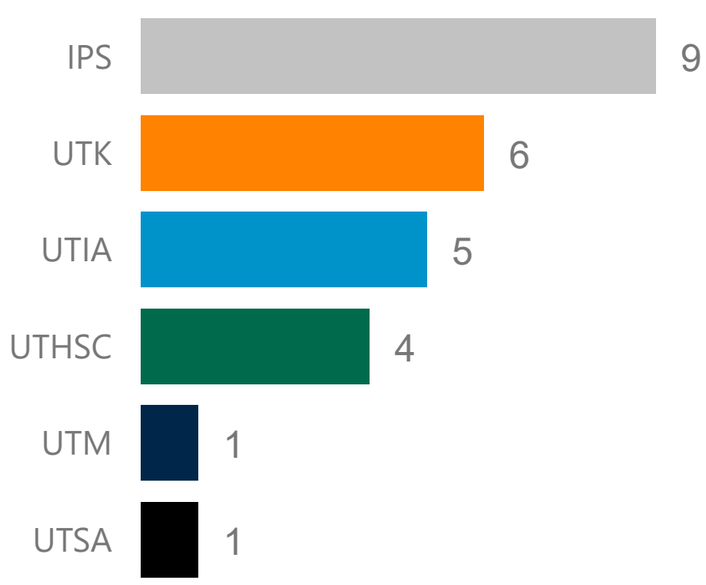

Living in your district as of July 1, 2020

Enrichment during FY 2020

< $1,000
Insured Building Value

$969.0K
Donations to UT

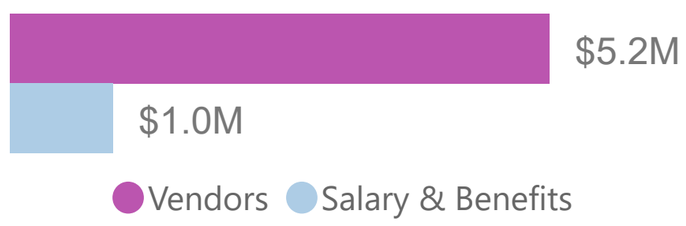

$6.2M
Total Expenditures to District

Data based on Fall 2020 and Fiscal Year 2020 (July 1, 2019 - June 30, 2020). This represents the most current data available as of January 2021.

Everywhere you look, UT.

Impact in your District's County: Williamson

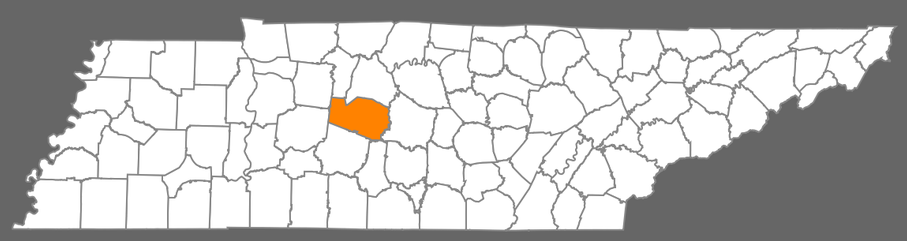

Total Economic Impact

$38M

Based on salary and benefits to UT employees living in your district's count(ies) and spending to local vendors in 2020.

Total Jobs Created

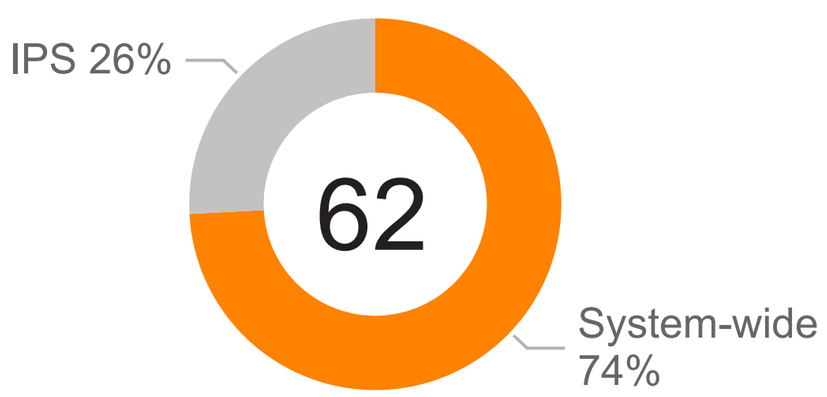

Spending by UT employees living in your district's count(ies) support local jobs by creating income for those business owners and workers.

Tennesseans Served

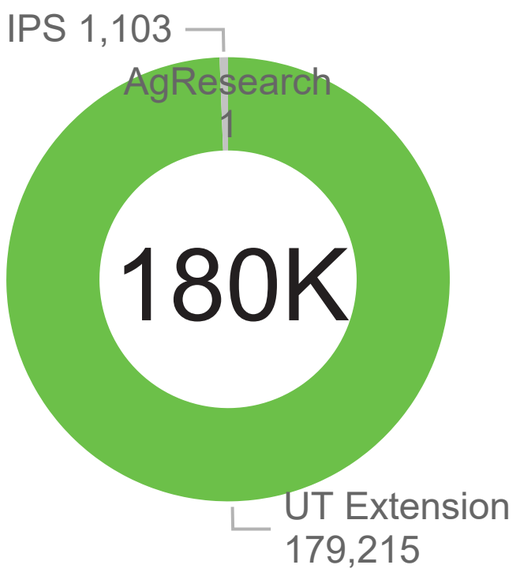

4-H Participants

1.30K

18 USC 707

Volunteers

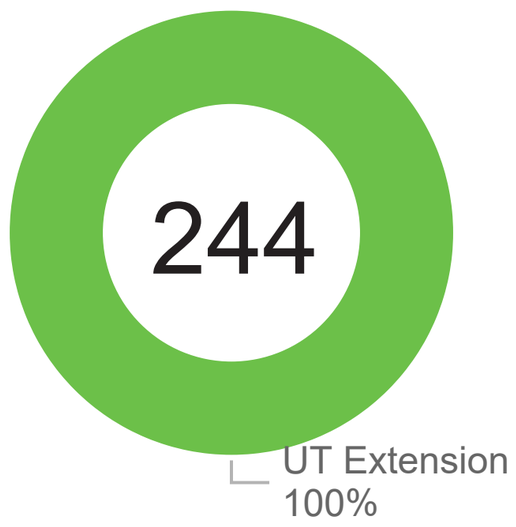

Data Definitions

Students: Official THEC 14th day enrollment for Fall 2020 and their Permanent/Residency address.
Veterans: Number of students that identified as a US Military Veteran.
Two-Year Transfer: Number of transfer students from a Tennessee 2-Year Institution.
Alumni: Any living person granted a degree from UT as of July 1, 2020 and their last known address.
Employees: Any person paid by UT in FY 2020 and their home address. (excludes student employees)
Insured Building Value: Includes all buildings that are active as of June 30, 2020.
Total Expenditures: UT salaries & benefits and spending to vendors.
Vendors: External providers of goods and services including research and non-research.
Economic Impact: Includes total state-wide expenditures with 2019 multiplier effects for FY 2020 and IPS economic impact for FY 2020.
Jobs Created: Includes IPS reported jobs based on U.S. Commerce calculation and UT employees living in county with 2019 payroll multiplier for FY 2020
Tennesseans Served: Participants include IPS contacts, UT Extension contacts, and UT AgResearch attendees/contacts for FY 2020, includes "live" contacts via virtual live seminars but excludes impressions and engagements with social media
Volunteers: UT Extension volunteers for FY 2020

All address data was geocoded to 2019 US Census Tiger/Line State Legislative Districts, Congressional Districts, and Counties.